

Date :



1 - Entoure les lettres P p P p

P p B q j q p P d P e j F B p P q p

P

p

P

p


PP

pp

pp


2 - Entoure la lettre p dans les mots suivants : p

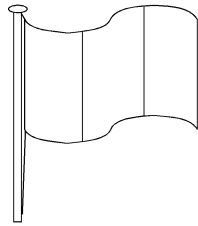
papa papillon poisson piqure chapeau
drapeau parapluie trompette nappe

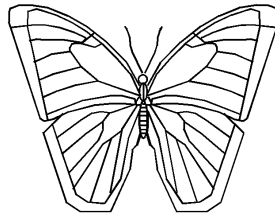


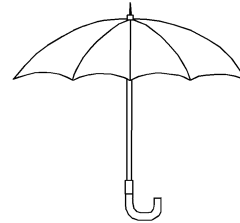
papa

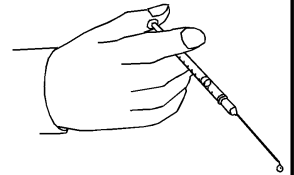
3 - Entoure les images des mots dans lesquelles tu entends le son [p] et barre les autres, puis localise le son :

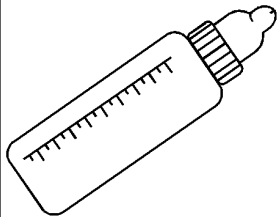


















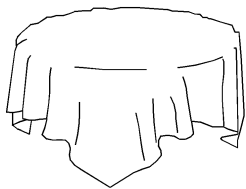




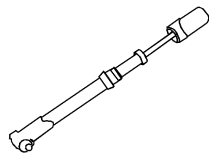
4 - Ecris la lettre p en te servant des lignes :

Handwriting practice lines with two lowercase 'p' characters written on the first line.

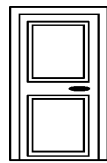
5 - Ecris la lettre p dans les mots suivants :



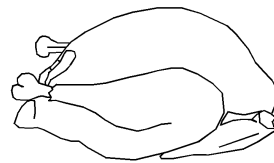
na _ _ e



_ om _ e



_ or _ te



_ ou _ let



lam _ e

6 - Colorie les lettres :  phonemus.fr

